



# WINTER PROGRAM



## JUNE



200mL



12mL



100mL



2kg

Water in  
6mm

Day 1



50mL



50mL

Tank-Mix, Launch 50mL &  
R/Builder 50mL. Spray.

Don't Water In

Week 1



100mL



100mL

Tank-Mix  
Moist 100mL  
Hero 100mL

Water in  
6mm

Week 2



200mL



50mL

Tank-Mix, Charger 200mL,  
R/Builder 50mL. Spray.

Don't Water In

Week 3



200mL



50mL

Tank-Mix G/Light 200mL,  
R/Builder 50mL. Spray.

Don't Water In

Week 4

Application Rates for 100m<sup>2</sup>

New to the Program? Go to page 5.



# WINTER PROGRAM



## JULY



Tank-Mix,  
Moist 100mL  
Hero 100mL  
Spray

Water in  
6mm  
**Day 1**



Tank-Mix,  
Launch 100mL  
Root Builder 100mL  
Spray  
Don't Water In

**Week 1**



Tank-Mix  
Moist 100mL  
Hero 100mL

Water in  
6mm  
**Week 2**



Tank-Mix,  
Charger 200mL,  
R/Builder 50mL.  
Spray.  
Don't Water In

**Week 3**



Tank-Mix G/Light 200mL,  
R/Builder 100mL. Spray.

**200mL 100mL**

Don't Water In

**Week 4**

Application Rates for 100m<sup>2</sup>

New to the Program? Go to page 5.



# WINTER PROGRAM



## AUGUST



200mL 100mL

Tank-Mix,  
Moist 200mL  
Hero 100mL  
Spray

Water in  
6mm

Day 1



80mL 80mL

Tank-Mix,  
Launch 80mL  
Root Builder 80mL  
Spray

Don't Water In

Week 1



Four Seasons  
2kg per 100m2

Water in  
6mm

Week 2



300mL 100mL

Tank-Mix  
Charger 300mL  
Root Builder 100mL

Don't Water In

Week 3



200mL 100mL

Tank-Mix G/Light 200mL,  
R/Builder 100mL. Spray.

Don't Water In

Week 4

Application Rates for 100m2

New to the Program? Go to page 5.



**Starting the  
Program?**

**Scroll Down  
to the  
next page**



# Lawnporn Starters Program

Starting the program?  
Do this starter program first.



**Moist 200mL + Four Seasons 2kg**  
**Spray Moist Evenly. Immediately** **Day 1**  
**Spread 4S - Water in for 20 minutes**

**Launch+ 50mL - Spray Evenly.**  
**No need to Water In.** **Wk 1**

**Launch+ 75mL - Spray Evenly.**  
**No need to Water In.** **Wk 2**

**Launch+ 90mL - Spray Evenly.**  
**No need to Water In.** **Wk 3**

**WATCH  
THIS**



**CLICK!**

Completing this starters program will adapt the lawn to foliar (leaf) feeding. You can now jump to the next application week on the program and use the recommended product & rates.



# Lawnporn Products



Australia's most loved professional fertiliser. Dual slow controlled release, mini-prill, vigorous growth, deep green colour from Iron.

**CLICK TO BUY**

Balanced Foliar Feeding Excellence. Great repair, balanced NPK, added kelp for root growth. Conditioning, health and colour.



Australia's best selling professional foliar fertiliser. Nitrogen Iron and Growth Promoters. Quick, darker green leaf growth.

The professional's favourite Nitrogen Iron. Dark, deep emerald greens to get your lawn on point. Totally addictive.



The BEST KELP for turf roots. Imported, sustainably and ethically sourced and will triple the root mass of your turf over time.



# Lawnporn Products



**Professional Black Beetle Pesticide. Targeted, 3 month protection and great value (approx \$1 per 100m<sup>2</sup> treatment - \$4 per year)**

**CLICK TO BUY**

**Moist Soil Wetter. Probably the most important lawn product for Australian soils and climate. This works a treat. Save your lawn & water.**



**Professional Humic Acid & Growth Promoters. Happy soil microbes & banking nutrients for future use. It's a must!**

**Turf pigment. A golf course trick for warm season turf struggling in winter. Cosmetic cover-up browning caused by a run of frosts.**



**Lawnporn Products are all professionally used in the turf industry.**

**Now available to you.**



Trusted online Retailers of Lawnporn






# TOOL ROOM

CLICK TO BUY 



## LAWNPORN RANGE

### QUICK REFERENCE GUIDE

| PRODUCT               | ANALYSIS  | SIZE | RATE  | BARCODE  |
|-----------------------|---|------|---|--|
| <b>GREEN LIGHT</b>    | 15% Nitrogen<br>6% Iron<br>2% Manganese   | 1 L  | 200-400mL / 100m <sup>2</sup><br>(treats 250-500m <sup>2</sup> )  | <br>9 319943 009348 |
| <b>LAUNCH +</b>       | 8% Nitrogen<br>10% Phosphorus<br>5% Potassium<br>5% Kelp Concentrate<br>1% Zinc | 1 L  | 50-100mL / 100m <sup>2</sup><br>(treats 1,000-2,000m <sup>2</sup> )   | <br>9 319943 009355 |
| <b>ROOT BUILDER +</b> | 100% Kelp Concentrate   | 1 L  | 50-100mL / 100m <sup>2</sup><br>(treats 1,000-2,000m <sup>2</sup> )   | <br>9 319943 009331 |
| <b>MOIST</b>          | 100% Blended non-ionic<br>Surfactants   | 1 L  | 100-300mL / 100m <sup>2</sup><br>(treats 330-1,000m <sup>2</sup> )  | <br>9 319943 009324 |
| <b>FOUR SEASONS</b>   | 25.3% Nitrogen<br>13.2% Potassium<br>3.6% Sulphur<br>3% Iron                    | 4 KG | Warm Season Turf<br>2kg / 100m <sup>2</sup><br>Cool Season Turf<br>1.5kg / 100m <sup>2</sup><br>(treats up to 250m <sup>2</sup> ) | <br>9 319943 009362 |



7.2% Nitrogen  
7.2% Potassium  
3.8% Iron  
2.2% Manganese  
0.22% Zinc  
3.6% Sulphur

**200 - 500mL / 100m<sup>2</sup>  
treats 200 - 500m<sup>2</sup>**



Humic +  
20% Humic Acid

**100 - 200mL / 100m<sup>2</sup>  
treats 500 - 1000m<sup>2</sup>**





# Lawnporn Winter Guide



Winter is not terribly exciting for warm-season lawns. The lawn will be generally dormant in cooler regions and the warmer tropics will see more growth, especially late in the season.

Winter focus for warm-season lawns (couch, kikuyu, buffalo and zoysia) is the getting the lawn through little growth but paying attention to weed pressures that grow readily in the season.

Our program concentrates on condition first, with products like Launch+ and Four Seasons and colour and protection second, with Charger and Green Light. Soil condition is enhanced by Moist and Hero and we also recommend use of pre-emergent herbicide (Freehand or Spartan) in Autumn for preventative weed control if you are not overseeding with cool season grass seed.

June will start showing germination of winter grass if you have not used pre-emergent. You need to use post emergent products on winter grass early for effective control.

Other weeds like broadleaf weeds will need selective post emergent herbicide that is acceptable to your grass type, for control. Bow and Arrow by Turf Culture is a good example.



# Lawnporn Autumn Guide

Mowing frequency will decrease more in June to about 2 mows for the month or as required. July and August will probably only require 1 mow for the month. Remember, aggressive mowing will not repair quickly and leave the surface more exposed for weeds to germinate.

July and August are usually busy months for mower repairs so get in early with your local shops for repair and service.

For Winter, watering Once every 7-10 days but some people just turn off the irrigation over Winter if there is enough rainfall.

Frosty mornings, a quick 5 min water to melt the ice will help the lawn look better.

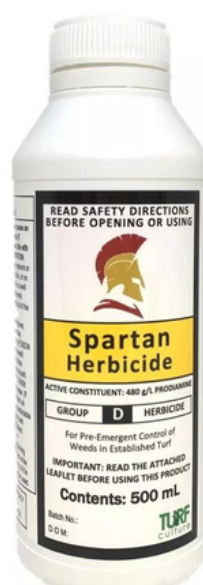
Fertilising through Winter aims to increase plant health and help the lawn kick back into spring better.

I ask that you embrace the change of season and enjoy the natural changes to the lawn. You can't force lawn to look great in winter as the growth just isn't there. Mow less, fuss less and pay attention to winter weed pressures.

Following this program will get you through Winter and help you start Spring, where all the fun begins, in much better condition.

# Pre-Emergent Herbicide

Click to Buy..



The above products are best used early to mid Autumn & early to mid Spring to stop seasonal (winter/summer) grassy weeds before they emerge. If you didn't use pre-emergent in Autumn make sure you follow our Autumn program next year.

# Post-Emergent Herbicide - some examples, Click to Buy..



Winter Grass Killer is a selective herbicide for control of winter grass that is suitable for use on couch, bent, buffalo, ryegrass, brown top and Kentucky Blue Grass. **It is not suitable for use on Kikuyu or fescue lawns.**

Winter Grass Killer should be applied as a fine spray as soon as the winter grass appears and before it has a chance to flower and set seed.



FOR THE CONTROL OF BROADLEAF WEEDS INCLUDING:

- White Clover (*Trifolium repens*),
- Plantain (*Plantago lanceolata*),
- Capeweed (*Arctotheca calendula*),
- Cat's ear (*Hypochoeris radicata*),
- Bindii (Jo-Jo, Onehunga) (*Soliva sessilis*),
- Cudweed (*Gnaphalium spp.*),
- Creeping oxalis (*Oxalis corniculata*)

Apply to actively growing weeds. **Transient discolouration may occur on Kikuyu, Carpet grass and Queensland Blue Couch. Varietal differences in certain Buffalo grasses (e.g. ST85) may produce more pronounced effects and it is recommended that small areas be tested for turf safety before large-scale application** occurs. Avoid exceeding application rates through overlapping sprayed areas. Use a surfactant for difficult to wet weeds.



Buffalo Lawn Weeder is a broad spectrum weed killer for all types of lawns including buffalo. Buffalo Lawn Weeder will control bindii, oxalis, clover and other broadleaf weeds. It contains contact and systemic herbicides, and is economical as 30 mL will treat 50 square metres.



Click the below picture to  
be taken to the  
Stockists Page



Thank you for downloading  
the Lawnporn Winter  
Program. Have a great  
Winter with your lawn.